



# C5 Compression Latch

Sealed lever latch

90mm size

- Low profile when latched
- Easy grip adjustment
- Push button actuation

### Material and Finish

Zinc alloy, black powder coated or chrome plated and steel, zinc plated

### Performance Details

Maximum static load:  
445 N (100 lbf)

### Sealing Notes

NEMA 4 / IP65 sealing is achieved by using optional flange gasket and sealing the mounting screw threads

### Accessories

Dust cover:  
(add 2.2 (.086) to door thickness)  
Part number: C5-0-34682

Flange Gasket:  
(add 0.8 (0.03) to door thickness)  
Part number: C5-82



Rubber Bumper:  
Part Number: C5-25-301-82



### Keys

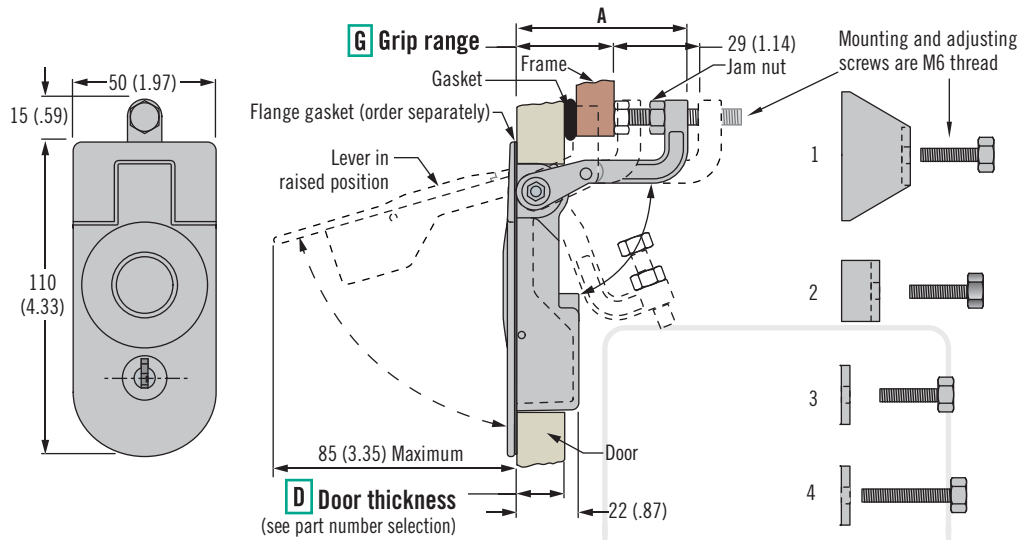
See page 90

### Part Number Selection

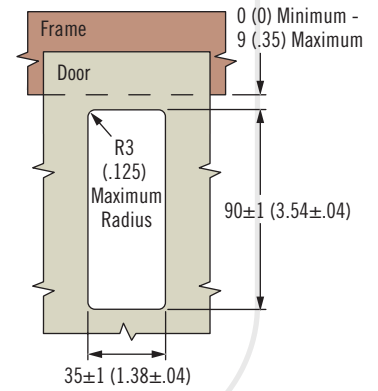
See table

### Notes

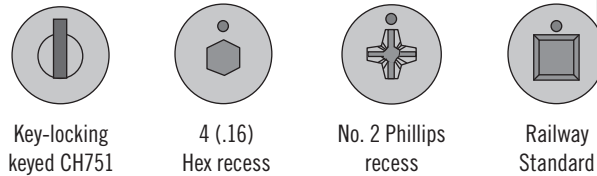
For lock core selection and a complete overview of the *SOUTHCO*® Key-Choice System see page 158



Brackets to Suit Door Thickness



### L Lock styles



### L Lock style

- 1 Non-locking
- 2 Locking without dust shutter, keyed alike CH751 (two flat keys supplied)
- 3 Locking with dust shutter, keyed alike CH751 (two flat keys supplied)
- 9 Locking without lock core (order separately see page 158)
- 4 4 (.16) Hex recess
- 5 No. 2 Phillips recess
- 6 Railway standard

### D Door thickness

- 1 1 - 11 (.04 - .43)
- 2 11 - 21 (.43 - .83)
- 3 21 - 31 (.83 - 1.22)
- 4 31 - 41 (1.22 - 1.61)

- ### P Packaging option
- 3 Latches are sold layer packed  
Omit for individually packaged latches

**C5 - L D - G 5 - P**

G Grip Range		A
1	1 - 14 (.04 - .55) Door thickness option 1 and 2 only	29 (1.14)
2	14 - 29 (.55 - 1.14) Door thickness option 1, 2 and 3 only	44 (1.73)
3	29 - 45 (1.14 - 1.77)	60 (2.36)
4	45 - 57 (1.77 - 2.25)	72 (2.84)

Other options available. For complete details on variety, part numbers, installation and specification, go to



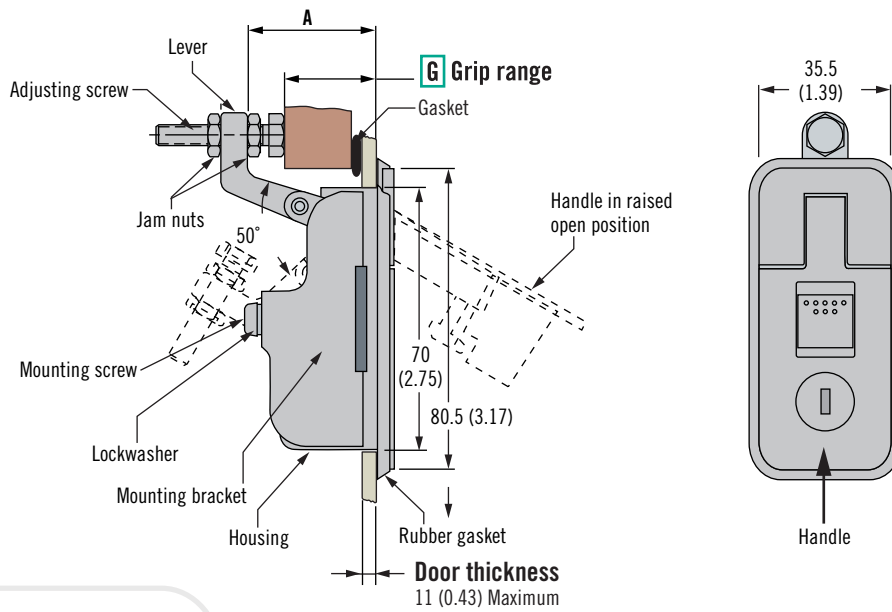
[www.southco.com/C5](http://www.southco.com/C5)

Dimensions in millimeters (inch) unless otherwise stated

# C5 Compression Latch

Sealed lever latch

71mm size



- Low profile when latched
- Easy grip adjustment
- Push button actuation

## Material and Finish

Zinc alloy, powder coated and steel, zinc plated

## Performance Details

Maximum static load:

Grip 1 - 25 (.04 - .98):

290 N (65 lbf)

Grip 15 - 30 (.59 - 1.18):

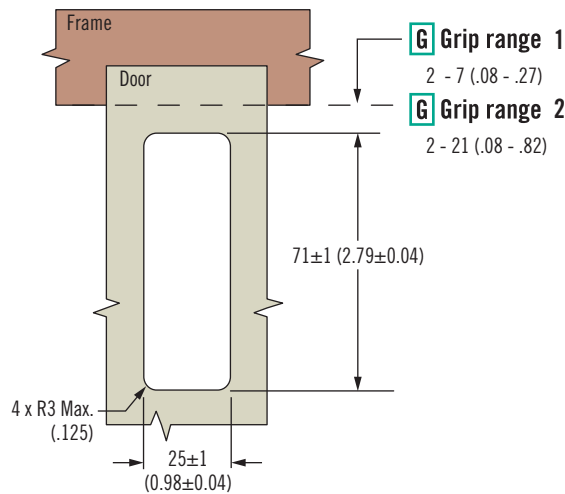
170 N (40 lbf)

## Sealing Notes

Environmental sealing is achieved by sealing the mounting screw threads

## Keys

See page 90



## Part Number Selection

See table

C5 - M - L 1 - G F

- F Finish**  
 5 Black powder coated  
 12 Chrome plated

- L Lock style**  
 1 Non-locking  
 3 Key-locking with dust shutter, keyed alike CH751 (two flat keys supplied)

	G Grip Range	A
1	1 - 25 (.04 - .98)	36.5 (1.44)
2	15 - 30 (.59 - 1.18)	40.0 (1.57)